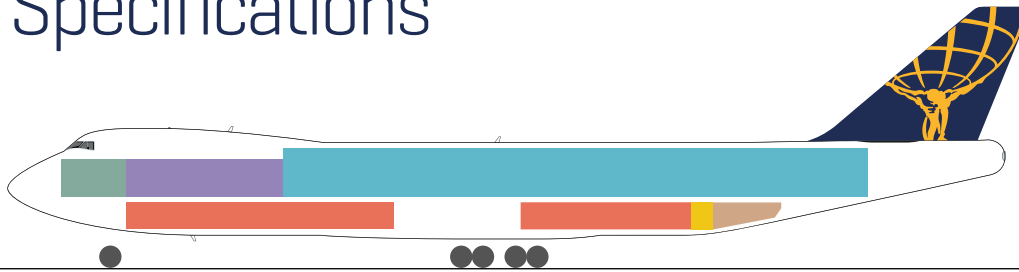


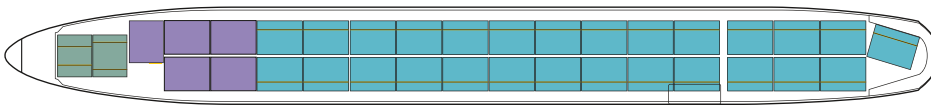
747-8F Specifications



Specifications for Selected ULDs

ULD Common Designation	Max External Dimensions L x W x H [in/cm]	Internal Cubic Capacity [ft ³ /m ³]	Maximum Gross Weight [lb/kg]	Weight Tare [approx] [lb/kg]
M-1H	96 x 125 x 118 in 244 x 317.5 x 300 cm	750 ft ³ 21.2 m ³	14,491 lb 6,800 kg	816 lb 370 kg
M-1	96 x 125 x 96 in 244 x 317.5 x 244 cm	623 ft ³ 17.6 m ³	15,000 lb 6,804 kg	772 lb 350 kg
LD-1	60.4 x 92.0 x 64.0 in 153.4 x 233.7 x 164.6 cm	175 ft ³ 5.0 m ³	3,501 lb 1,588 kg	265 lb 120 kg
P6P	96 x 125 x [64 to 118] in 244 x 317.5 [162.2 to 300] cm	407 to 740 ft ³ 11.5 to 20.9 m ³	Variable Variable	265 lb 120 kg

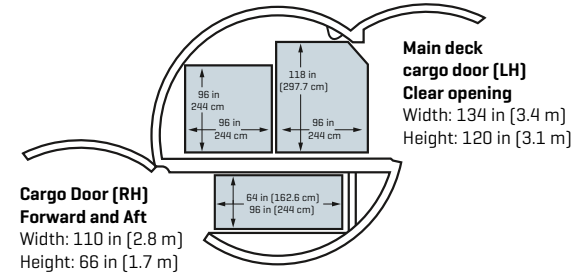
Typical Main Deck Cargo Layout



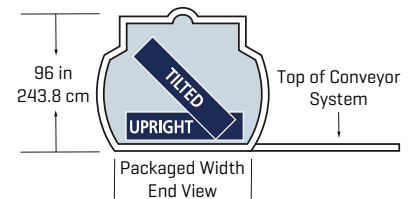
Typical Lower Lobe Cargo Layout



Cross Section Showing Main Deck and Lower Compartment



Nose Door



Cargo Layout Legend

Main Deck		Lower Lobe	
	[27] 96 in x 125 in x 118 in pallets		[12] 96 in x 125 in x 64 in pallets
	[5] 96 in x 125 in x 96 in pallets		[2] 60 in x 92 in x 64 in containers
	[2] 96 in x 125 in x 96 in special pallet		[1] Bulk

Nose Door Package Dimension Limitations

Height in Inches										Tilted Loading		
	96	90	80	70	60	50	40	30	20	12	8	4
Width in Inches	106	108	113	132	140	143	145	147	148	148	151	154

Main Deck Side Door Package Length Limitations

Width in Inches	0	10	20	30	40	50	60	70	80	90	100	110	120	130	134
Height in Inches	120	470	412	367	331	302	280	259	239	219	198	179	161		
	114	536	458	404	361	326	299	277	256	237	217	196	177	158	153
	108	600	509	441	391	350	318	293	271	251	231	212	192	173	165
	102	600	561	481	418	373	338	309	284	263	243	224	204	185	180
	0-96	600	600	517	447	395	355	323	297	275	254	232	213	196	192

747-8F Specifications

Maximum Revenue Payload	292,400 lb	132,630 kg	Cruise Speed	564 mph	907 km/h
Main Cargo Compartment	24,512 ft ³	694.1 m ³	Maximum Design Range	4,340 nmi	8,040 km
Lower Forward Compartment	2,849 ft ³	80.7 m ³	Maximum Gross Landing Weight	763,000 lb	346,090 kg
Lower Aft Compartment	2,385 ft ³	67.5 m ³	Maximum Gross Takeoff Weight	987,000 lb	447,695 kg
Bulk Compartment	520 ft ³	14.7 m ³			

Cargo data based on Weight & Balance Manual